How to Read a Poem: Sound, Image, and Line

- Course promise: from passive reading to active listening and seeing
- Two opening questions: What do you hear? What do you see?
- Three lenses: sound (rhythm, rhyme, texture); image (sensory, figurative); line (breaks, enjambment, stanza shape)
- Serves beginners, students, adult readers, and book club organizers
- Repeatable routine: read aloud, notice sound, mark images, map lines

First, Read It Aloud: The Reader's Basic Protocol



- Poetry is an oral art form: silent first reading misses much
- Protocol: read slowly, aloud, and at least twice
- Notice your body: where you pause, speed up, stumble, run out of breath
- Read for experience before reading for information
- Book club tip: open with group read-aloud, then a silent second read

Hearing the Poem: Rhythm and Stress

- Stress and unstressed syllables form the pulse of English verse
- Meter is a regularly repeating rhythm; a foot is a recurring stress pattern
- The iamb goes unstressed–stressed; iambic pentameter has five iambs per line
- Try aloud: "Shall I compare thee to a summer's day?" — five iambs, five feet
- Caution: meter is a listening tool, not a test

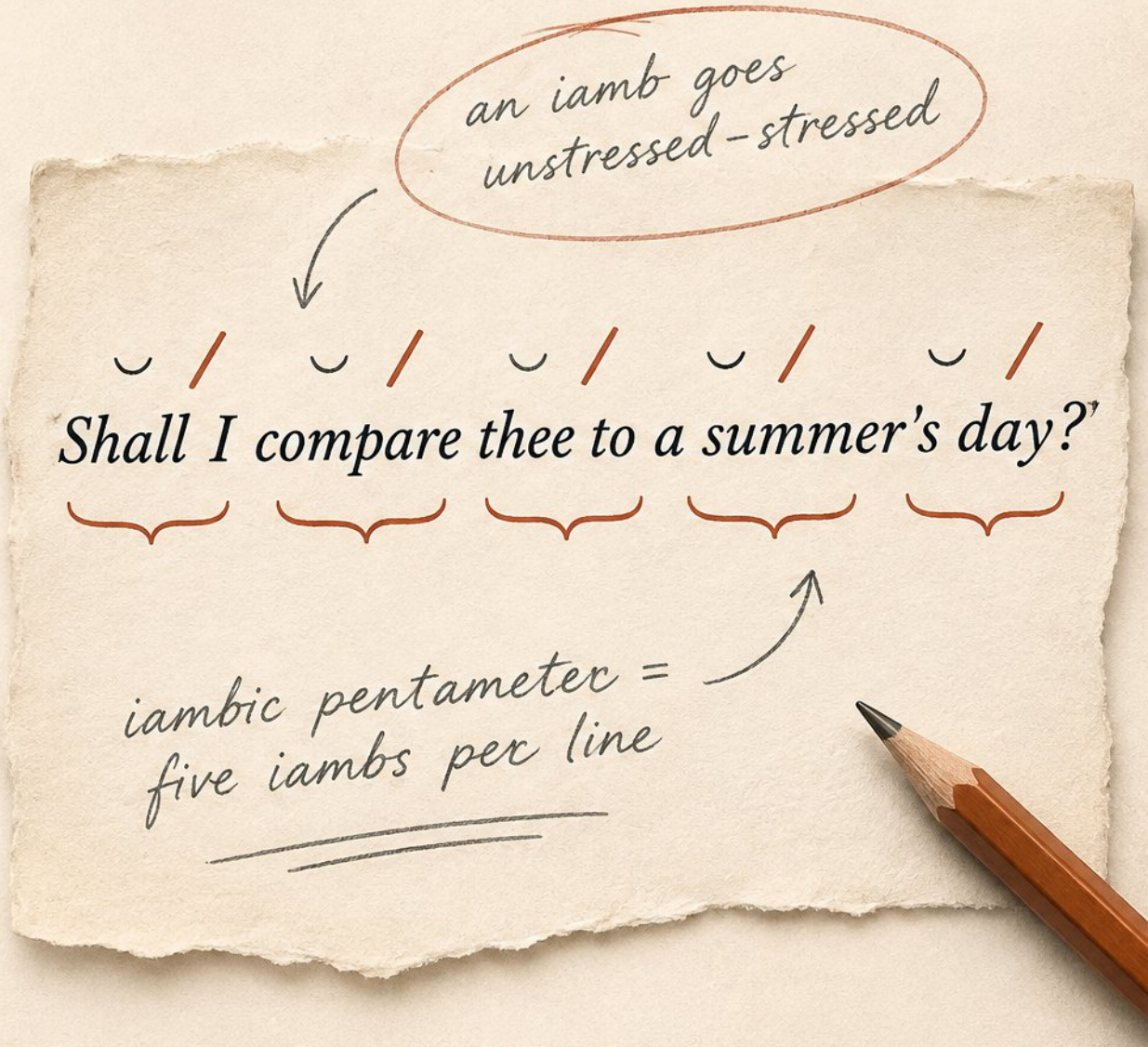

From Scansion to Effect: When Poems Break Their Own Pattern

- Scansion symbols: ˘ unstressed, ´ stressed, // caesura
- Mark obvious stresses first; read aloud more than once
- Variation is meaningful: reversed first foot, headless line, feminine ending, substitution
- Ask of each variation: what effect does it create, and why here?
- Dialects shape stress; the same line may scan differently in different mouths

˘ ´ ˘ ´ ˘ ´ ˘ ´

The wind was low upon the hill.

´ ˘ ˘ ´ ˘ ´ ˘ ´

The wind was low upon the hill.

why here?

Sound Effects: Rhyme, Alliteration, and Assonance



- Rhyme types: end, internal, slant, masculine, feminine — each creates expectation and closure
- Alliteration: repeated consonant sounds at the start of stressed nearby words
- Assonance repeats vowels; consonance repeats consonants anywhere in words
- Onomatopoeia and sonic texture: when sound echoes sense, as in Poe's "The Bells"
- Detect the device first, then ask what effect it creates in this poem

Seeing the Poem: Image as Sensory Language

- Image = sensory language, not just a picture; it evokes experience
- Five channels: sight, sound, smell, taste, touch — plus movement and temperature
- Concrete vs. abstract: "the glint of light on broken glass," not "the moon is shining"
- Marking exercise: highlight sensory words on a printed poem; read aloud twice
- Guiding question: which image stays with you after one reading, and why?

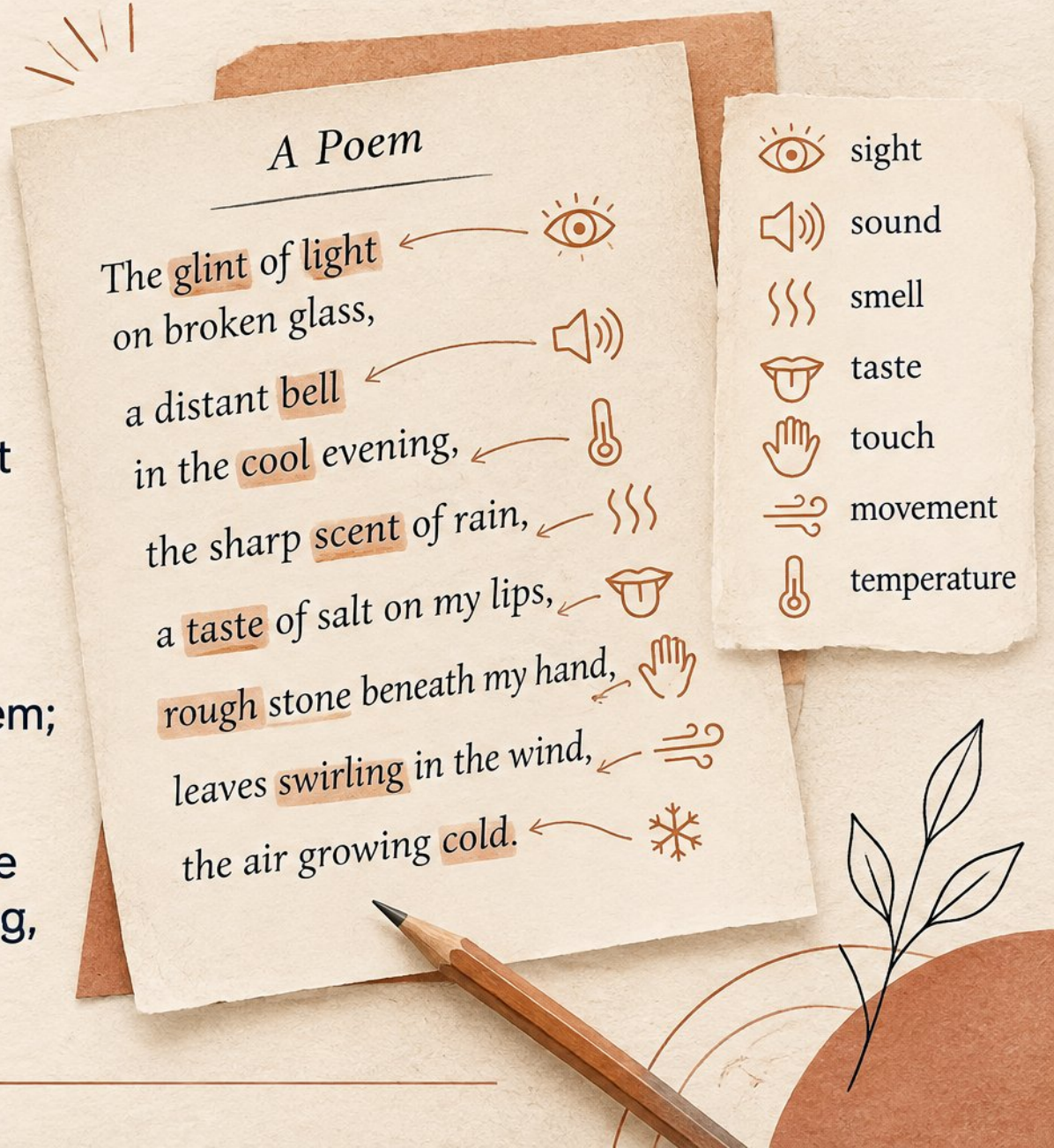

Figurative Images: Simile, Metaphor, and Symbol

- - Simile compares using like or as; metaphor says one thing is another
- - Personification gives human qualities to non-human things or ideas
- - Symbols: concrete objects standing for abstract ideas, like a dove for peace
- - Stay concrete first, then test whether the comparison’s logic holds
- - Practice: find one metaphor and ask what the two things share



what they share



The Line as a Unit of Meaning

- Lines are shaped by meaning, sound, breath, and typography
- End-stopped lines complete a phrase and invite a pause
- Enjambment runs the sentence across the break, speeding the reader forward
- Line length and breaks create emphasis and secondary meanings
- Practice: read one poem line by line, then as prose

The afternoon light
leans across the room
and touches the books
on the table,
as if to say
we are not finished yet.

enjambed

The afternoon light leans across the room and touches the books on the table, as if to say we are not finished yet.

Stanzas, Shape, and the Poem on the Page

- Stanza patterns: couplets, quatrains, free-form blocks
- White space can emphasize a phrase, give room to pause, move ideas along
- Fixed forms as visible containers: sonnet, villanelle, ballad
- Concrete and shape poetry: when layout itself is the poem, from George Herbert to contemporary visual poems
- Practice: sketch a poem's shape and say what the shape does



Putting It Together: A Three-Lens Reading

- Four-step method: read aloud, mark sound, mark images, map lines
- Lenses interact: sound reinforces image; line breaks shape pace
- Watch a short poem read through all three lenses together
- Write a response citing evidence from sound, image, and line
- Shared inquiry keeps interpretation anchored in the text



Book Club Format: A 20-Minute Guided Poem Discussion



silent read → *read-aloud* → *noticing* → *closing read*

sound	image	line

- Script: silent reading with marking → read-aloud → shared noticing
- Start with readers' feelings and reactions before interpreting
- Confusion is welcome; lower the stakes with written questions and sticky notes
- Anchor discussion to the text; gently steer anecdotes back to the poem
- Close by reading the poem aloud once more, now that everyone knows it better

Common Pitfalls and Self-Checks

- Pitfall: paraphrasing the poem instead of reading it
- Pitfall: over-interpreting and hunting for hidden meanings
- Pitfall: ignoring sound because you read silently



- Short checklist for individual readers and discussion leaders

Independent Practice: A Three-Poem Set

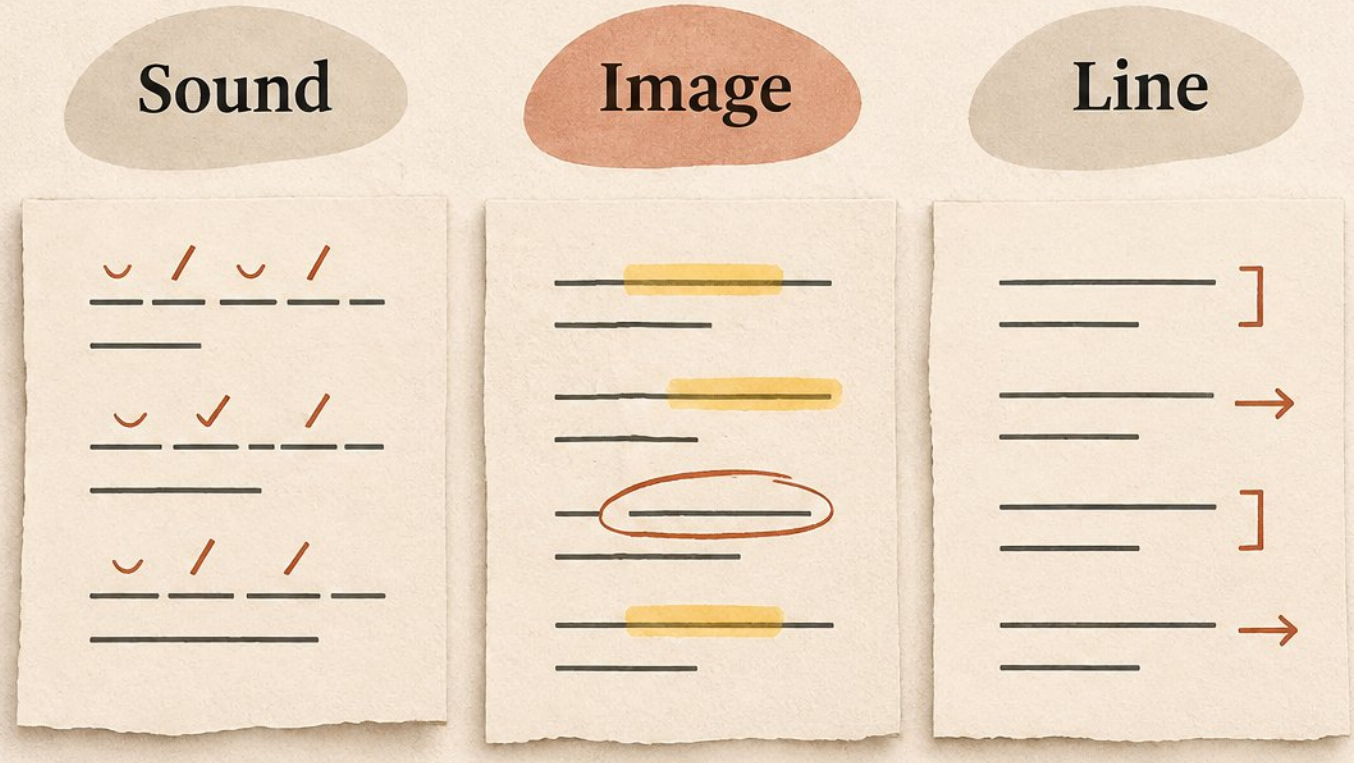

- Poem 1 (sound): mark stresses and repeated sounds; ask what the sound does
- Poem 2 (image): highlight sensory language and one metaphor; test its logic
- Poem 3 (line): mark each break end-stopped or enjambed; describe the effect

- Solo readers: annotate first, then write one sentence per lens
- Facilitators: pair each poem with one prompt; invite sticky-note noticings
- Good readers ‘dirty the text” with notes in the margins

Next Steps: Resources and a Standing Invitation

- Free audio archives: Voca, Library of Congress, Poetry Archive UK
- Poetry portals for texts and biographies: Academy of American Poets, Poetry Foundation
- Anthologies and daily-poem sites for regular reading
- Tonight: reread a favorite poem with the three lenses
- Book clubs: repeat the 20-minute format with a member-chosen poem



Keep reading poetry.

PersonWise.

PersonWise • AI digital-human course platform

Scan the code or click anywhere to watch this course live, with voice Q&A

personwise.ai/t/369bb2e5/public