Static Electricity:
Charges and Electric Fields



- From door-handle shocks to lightning — explained with three ideas
- Core chain: charge → force → field → discharge
- Qualitative reasoning first, then simple order-of-magnitude estimates
- No advanced mathematics required
- Recurring anchors: balloon, tumble-dryer shirt, thundercloud, laser printer


balloon


tumble-dryer shirt


thundercloud


laser printer

Everyday Static Phenomena and the Questions They Raise

- Static Electricity: crackling clothes, hair standing up, door-handle shocks
- Dust on screens, sugar grains stuck to plastic, and lightning
- Charging likes dry air, insulating materials, repeated contact and separation
- Effects appear suddenly, then fade — why do they fade?
- Session questions: what transfers, how charges act at a distance, why sparks?



Two Kinds of Charge and the Conservation of Charge

- Positive and negative: two distinct properties
- Like charges repel; opposite charges attract
- Charging is always transfer, never creation
- Charge is conserved: gained here means lost there
- Charge is quantized in elementary units
- Neutral is balanced, not charge-free



Charging by Friction, Contact, and Induction

Friction (Triboelectric Charging)



Contact (Conduction)



Induction

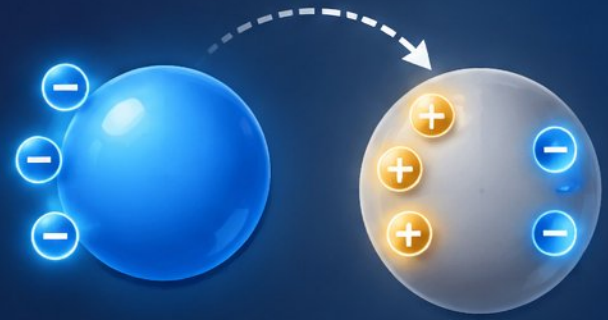

Triboelectric Series



Tends to lose electrons ← → Tends to gain electrons

- Triboelectric charging: contact and separation move electrons; rubbing improves contact
- Triboelectric series ranks materials; farther apart = stronger charge
- Conduction: charge shares directly between touching objects
- Induction: charge rearranges with no transfer — explains attraction of neutral objects
- Insulators hold charge; conductors let it flow; grounding removes excess charge

Coulomb's Law: The Force Between Charges

- Force depends on both charges and the distance between them
- Grows with the charge product; falls off as the inverse square of distance
- Acts along the line joining the charges: like repels, opposite attracts
- Superposition: with many charges, add individual forces as vectors
- Everyday shocks: high voltage, but a very small amount of charge

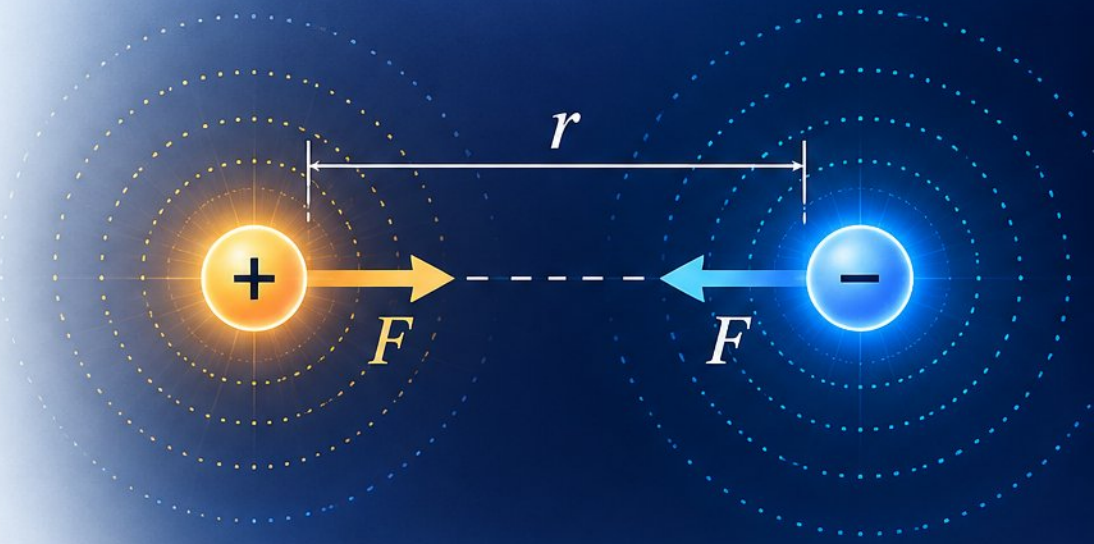

$$F = k \frac{q_1 q_2}{r^2}$$

The Electric Field:
Describing Force at a Distance

- A charged object alters the space around it
- Another charge then feels a force without contact
- Field strength: force per unit positive test charge
- Field belongs to the source, not to the test charge
- Field points away from positive, toward negative
- The field is a real influence, not a fluid



Reading Field Diagrams and Uniform Fields

- Arrowheads show field direction; line density shows strength
- Field lines leave positive charge and enter negative charge; lines never cross
- Parallel charged plates create a uniform field: same strength and direction everywhere
- Caution: field lines are a model, not a picture of space
- Practice converting between vector plots and field-line diagrams

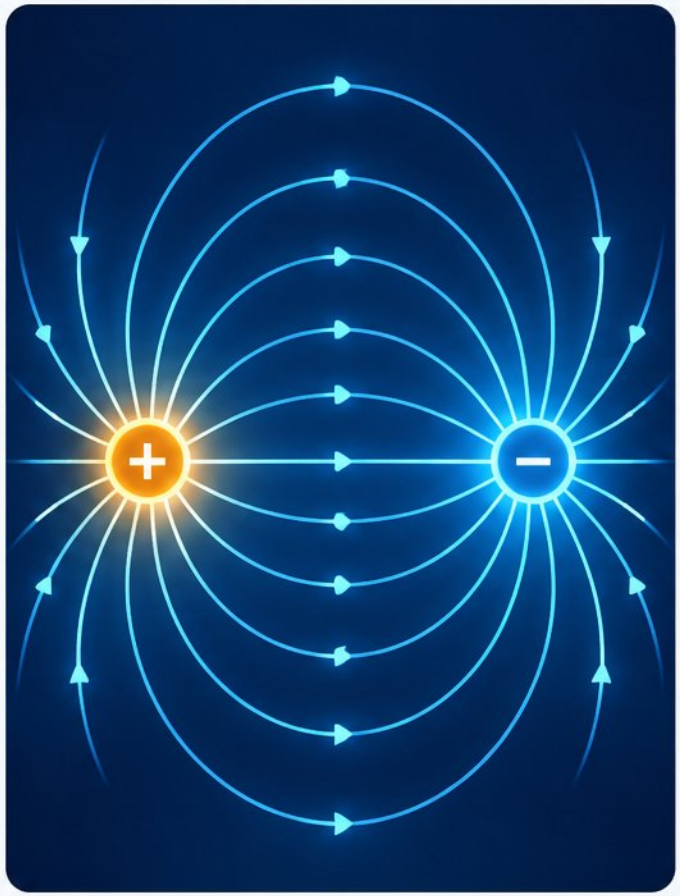



Conductors, Grounding, and Electrostatic Shielding

- In equilibrium, a conductor has zero internal field; excess charge sits on its outer surface
- Grounding gives excess charge a route to spread out — charge equalizes with ground potential
- Bonding interconnects conductive items so charge equalizes without a direct earth connection
- A closed conducting shell screens its interior from outside fields — the Faraday cage effect
- Everyday shields: microwave oven screens, coaxial cable braid, car body during lightning
- Accurate wording: grounding does not destroy charge; it removes the potential difference



From Strong Fields to Sparks: Breakdown and Lightning



Strong field accelerates free electrons into an ionizing avalanche — a spark



Air breaks down near 3×10^6 V/m: roughly 30 kV per centimeter



Humidity raises the breakdown threshold and lets charge leak away



Ice crystals collide with graupel: cloud base negative, top positive



Stepped leader meets upward streamer; grounding completes the shock path



Static Electricity at Work: Applications and Hazards









Useful applications: xerography, electrostatic precipitators, powder coating, nanogenerators

Hazards: igniting flammable vapors and dust, electronics damage, startling shocks, dust explosions

Engineering goal: either lots of charge or almost none — a design choice

Standard mitigation: grounding, bonding, dissipative materials, humidity control, ionizers

Verify grounding paths; ground operators before handling powders or fuels

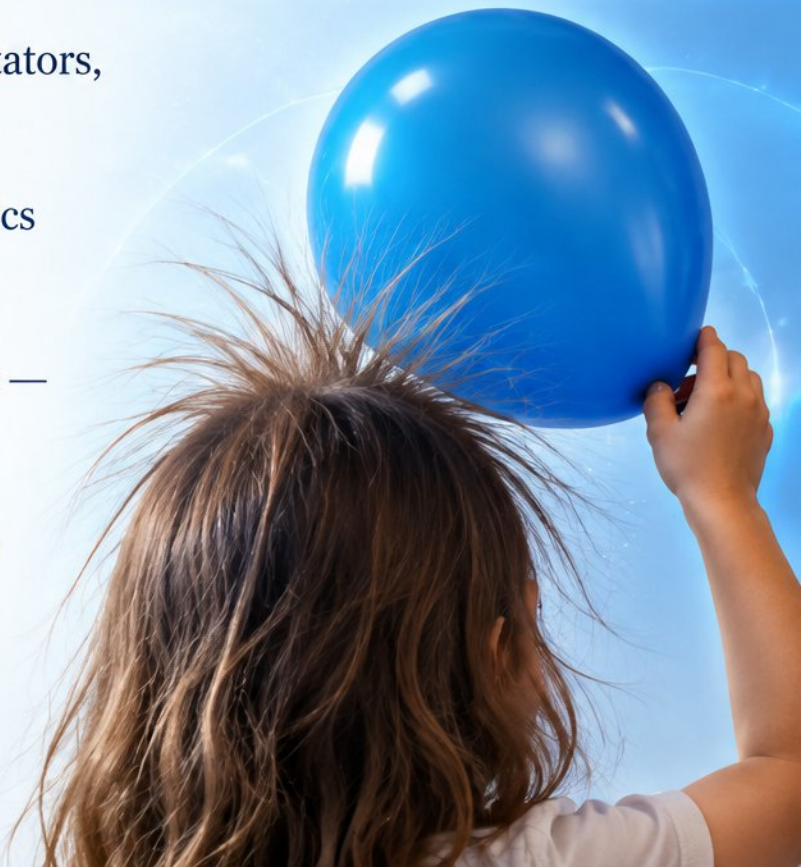

Safe Demonstrations for Home and Classroom

- Balloon and hair: friction charging shows attraction and repulsion
- Gold-leaf electroscope: detects about 0.01 pC; a charge detector, not a material tester
- Van de Graaff: ~200 kV dome, tiny charge; hair-raising, flying rice, sparks
- Safety: volunteers only; no pacemakers or heart conditions; electronics 20 ft away
- Discharge with a wooden rule; keep dome energy under 0.5 J
- Low humidity is essential — plan alternatives for humid days



Misconceptions and How to Correct Them

“Rubbing creates electricity”	charge was already there; rubbing only moves electrons
“Positive charging means gaining protons”	electrons leave; protons stay put
“Neutral objects have no charge”	neutrality is a balance, not absence
“Charged objects cannot attract neutral objects”	polarization explains the attraction
“Bigger object means stronger static”	transferred charge matters, not size
“Static is useless electricity at rest”	actually high-voltage, low-current phenomena with real uses

Quick Checks, Discussion Prompts, and Teaching Tips

- Predict: do two charged rods attract or repel? Why does a rubbed balloon stick?
- Sketch field lines and vectors for a dipole; compare the two views
- Ask: Where did the charge come from? Why does the effect fade?
- Four-tier and conceptual questions expose persistent misconceptions, even in pre-service teachers
- Start from observation, use diagrams with vector reasoning, confront misconceptions directly
- Keep math to order-of-magnitude estimates; allow qualitative reasoning for full credit

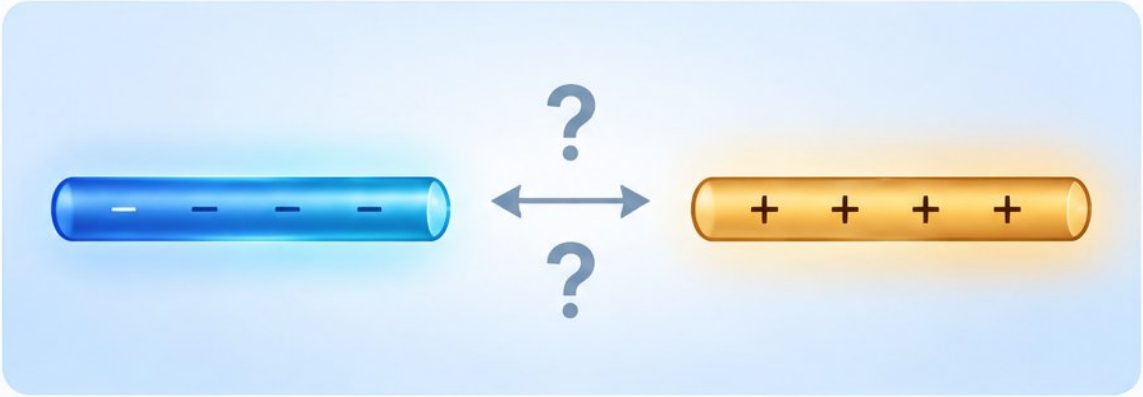

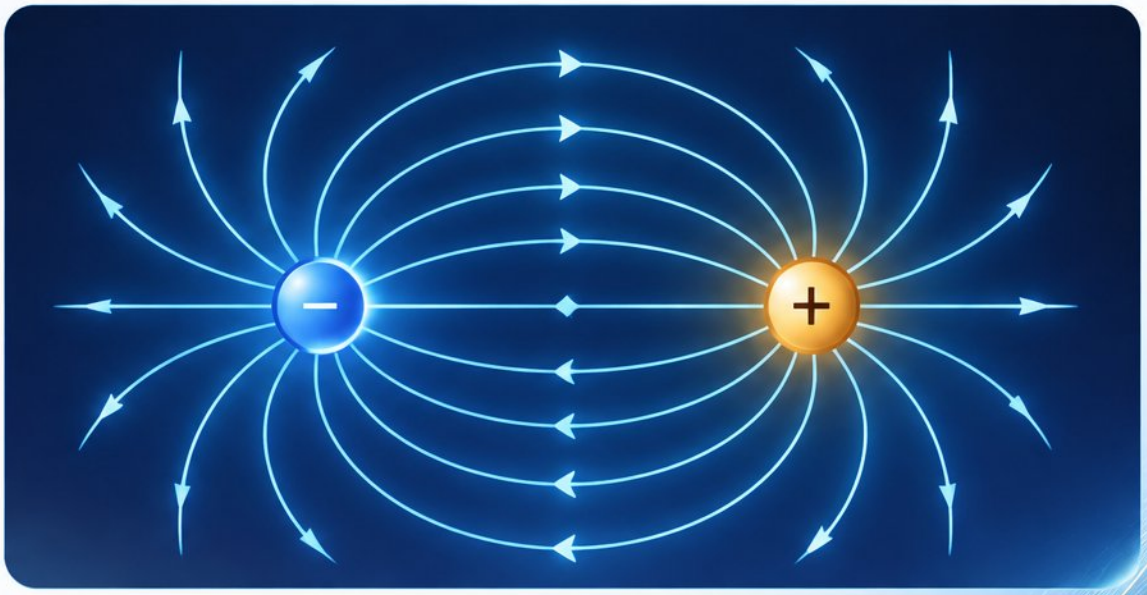

Recap: The Chain from Charge to Field to Discharge



1. Charge transfers; charges exert forces; fields describe those forces; strong fields cause discharge
2. Reuse the chain: balloon, tumble dryer, thundercloud, laser printer
3. Remember: elementary charge, Coulomb's law, field = force per unit charge, ~3×10^6 V/m air breakdown
4. Practical rules: ground charge, control humidity, shield electronics, follow flammable-material standards
5. Next: try one safe demo, read a triboelectric series, spot static in daily life

PersonWise.

PersonWise • AI digital-human course platform



Scan the code or click anywhere to watch this course live, with voice Q&A

personwise.ai/t/2942c025/public