Understanding Fast Spoken **English: Connected Speech**

Natural-speed speech sounds like one continuous blur — even when you know every word.

Reading gives clean word boundaries; listening does not: sounds merge, weaken, and change.

This is a learnable listening skill, not a vocabulary gap or a language-ability problem.

Roadmap: stress-timing, four sound processes, everyday reductions, confusable pairs, and a daily ear-training routine.



Why Strong Readers Get Lost When People Talk

Clear, citation-form speech

“I want to go to him.”

Natural, connected speech

“I want to go to him.”

- Good readers often score low on dictation of natural speech.
- Connected-speech versions are harder than clear forms for all levels.
- Function words like 'to' or 'him' are recognized about 19% less.
- Symptoms: knowing a sentence on paper but not in audio.
- You hear 'one blob' and catch only the stressed words.



The Engine Behind Fast Speech: Stress-Timing and Weak Forms

- English is **stress-timed**: stressed syllables are longer, clearer; unstressed syllables compress
- **Content words** — nouns, main verbs, adjectives — carry the stress
- **Function words** — articles, prepositions, pronouns, auxiliaries — usually reduce
- Function words are about half of normal spoken English, mostly with weak forms
- The weak vowel is usually schwa /ə/ — the relaxed 'uh' in 'banana'
- Consequence: the small words you need are often the least audible

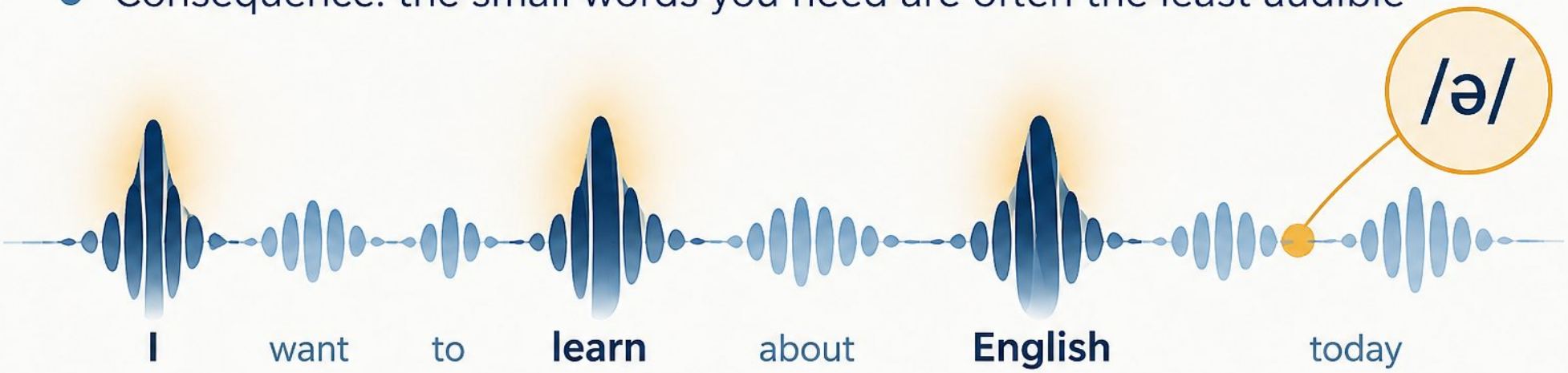

Strong vs. Weak Forms: Same Word, Two Pronunciations

a		the		and		to		for	
Strong	/eɪ/	Strong	/ðiː/	Strong	/ænd/	Strong	/tuː/	Strong	/fɔː/
Weak	/ə/	Weak	/ðə/	Weak	/ən/	Weak	/tə/	Weak	/fə/

- **Weak forms** are the normal spoken pronunciation; **strong forms** mark emphasis or contrast.
- **Core reductions:** 'a' /ə/ · 'the' /ðə/ · 'and' /ən/ · 'to' /tə/ · 'for' /fə/
- **Also:** 'of' /əv/ · 'can' /kən/ · 'was' /wəz/ · 'them' /əm/ · 'your' /jə/
- **Weak forms** usually change the vowel — often to schwa /ə/, the relaxed 'uh'.
- **Auxiliaries and pronouns** also **shift consonants:** 'him' /hɪm/ → /ɪm/; 'them' /ðem/ → /əm/.
- **Everyday chains:** 'fish and chips' → 'fish-ən-chips'; 'give them to me' → 'give-əm to me'.



Linking: When the End of One Word Becomes the Start of the Next

- **“The bike is stolen”** sounds like **“The by-kiss-stolen”**
- Final consonants attach to the following vowel: **“turn it off”** → **“tur-ni-toff”**
- More: **“check in”** → **“che-kin”**; **“work out”** → **“wur-kout”**
- Vowel-to-vowel adds a glide: **“two apples”** (/w/); **“my own”** (/j/)
- British English linking /r/: **“far away”** → **“far-r-away”**
- Linking is normal speech — not careless or sloppy



Elision: Sounds That Quietly Disappear

- Elision: a sound in the dictionary form is lost in connected speech
- "next day" → "nexday"; "last call" → "las-call"; "grand prize" → "gran-prize"
- Most common deletions: /t/ and /d/ between two other consonants
- Weak words drop too: "and" → /n/; "him" → /ɪm/; "of" → /ə/
- /h/ at the start of unstressed pronouns often disappears: "saw him" → "saw-im"
- Elision changes word boundaries and syllable counts, a top cause of missed words



Assimilation: Neighboring Sounds Change Each Other

- A sound takes on features of a neighboring sound, smoothing the transition
- “Ten people” → “tem people”; “ten books” → “tem books” (/n/ → /m/)
- “Hot coffee” → “hok coffee”; “a red gate” → “a reg gate”
- Coalescent assimilation merges two sounds: “don’t you” → “doncha”; “did you” → “didja”
- Assimilation occurs in all languages and makes rapid, fluid speech possible

Ten people → tem people

ten books → tem books

Hot coffee → hok coffee

a red gate → a reg gate

don’t you → doncha

did you → didja



Everyday Reductions:
Gonna, Wanna, Gotta, Whaddaya



- going to → gonna; want to → wanna; have to → hafta; got to → gotta
- let me → lemme; give me → gimme; don't know → dunno; kind of → kinda
- ‘What are you’ → whatcha: 'Whatcha doing?'
- ‘What do you’ → whaddaya: 'Whaddaya wanna do tonight?'
- Wh-questions: 'what did you’ → whadja; 'didn't you’ → didncha; 'how have you’ → howavya
- Recognize these in informal speech; avoid them in writing



High-Risk Confusions: 'Can' vs. "Can't", Counts, and Negatives

- Positive 'can' is weak: /kən/, often nearly inaudible
- Negative "can't" is stressed with a full vowel
- Final /t/ in "can't" is often dropped or a glottal stop
- Same pattern: weak positive vs. stressed negative ('I was' vs. 'I wasn't")
- High-risk pairs: 'I'd' vs. 'I', 'he's' vs. 'his', 'two' vs. 'to', 'four' vs. 'for'
- Numbers, names, and negations flip meaning completely when misheard

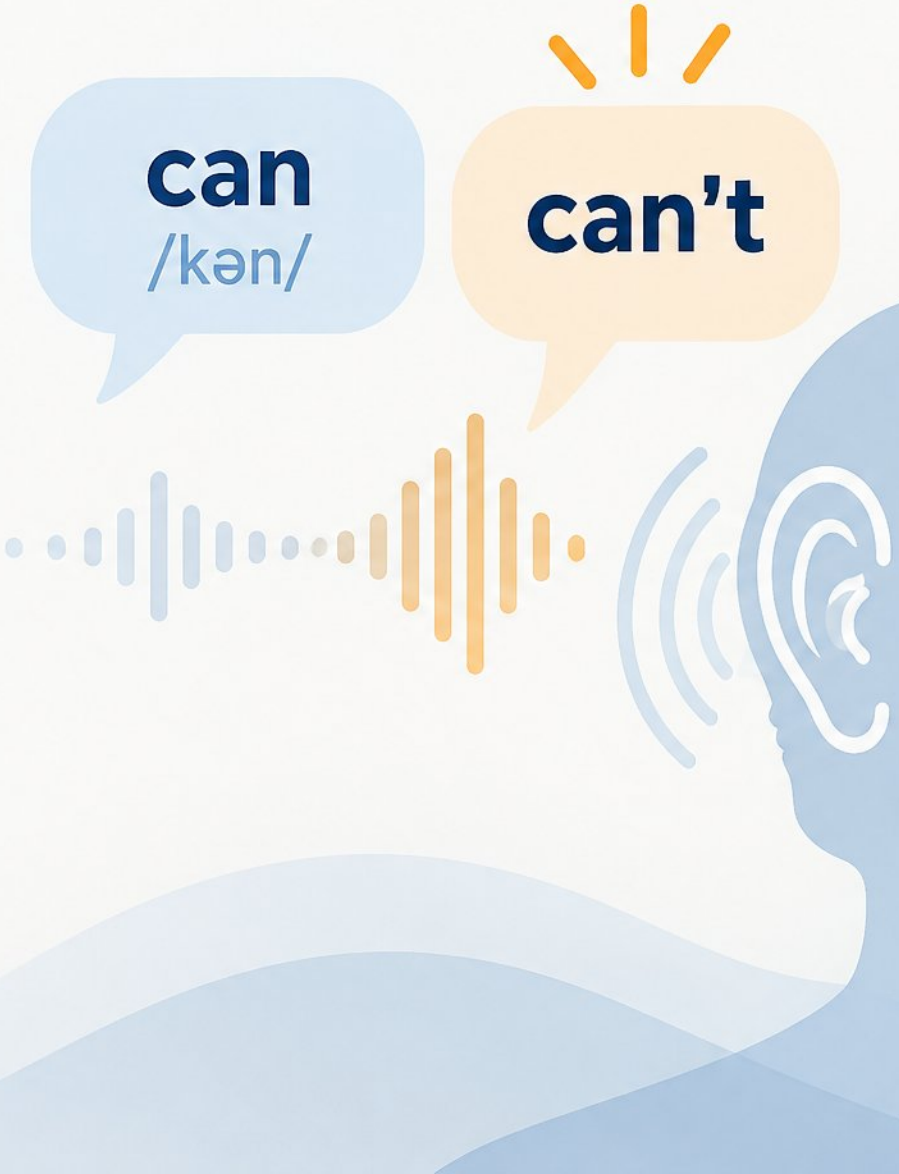

Using Grammar and Context to Fill the Gaps

- Skilled listeners decode fast with fewer acoustic cues; unskilled over-trust the signal.
- Predict before you hear: after ‘had’, expect ‘to’ — ‘I had to get some more’.
- Sentence sounds odd? Check auxiliaries, negations, plurals, verb endings first.
- Common mishearings: ‘him’ heard as ‘in’; ‘and’ as ‘in’; ‘made him’ as ‘maden’.
- Context helps, but it cannot rescue you alone — bottom-up sound work is the missing piece.



Training Your Ear: Shadowing and Narrow Listening

- **Shadowing**: speak along with the audio, copying rhythm, stress, and linking
- No pausing to repeat sentence by sentence — keep up in real time
- Works because it trains online processing and word segmentation
- Best for intermediate learners still building automatic decoding
- **Narrow listening**: gist listen, transcript listen, no-transcript listen
- Reveal the transcript to check, not to lean on



From Writing to Speech: Predicting How a Sentence Will Sound

- Read a written sentence and predict its fast-speech form before listening.
- Mark likely processes: C-to-V linking, /t/ and /d/ elision, /n/ assimilation, schwa reductions.

"What are you going to do about it?" → **"Whatcha gonna do about it?"**

"I can't tell him until Tuesday." → **"I kæn tell-im until Tuesday."**

— stress shift, elision, h-drop.

- Compare prediction with audio; log mismatches in a 'sound spelling' notebook.



Guided Practice: Dissecting a Real Clip Together

- First listen for gist; replay any line you missed.
- Second listen with transcript: mark links, reductions, elisions, assimilations.
- Chunk meaning into information units, not single words.
- Shadow a sitcom or dialogue clip at full speed.
- Name three features you now hear that you missed at first.



Your Connected Speech Toolbox:
Takeaways and a Daily Plan

- **Cheat sheet:** stress-timing, weak forms (schwa), linking, elision, assimilation
- **Top ten reductions:** gonna, wanna, gotta, whaddaya, hafta, lemme, gimme, dunno, didja, doncha
- **Free daily practice:** BBC Learning English B1/B2, ELLLO natural conversations, dictation with transcripts
- **Three-week routine:** 10 minutes a day — listen, predict, check, shadow, repeat later
- **Comprehension grows** from focused repetition of short clips, not passive listening

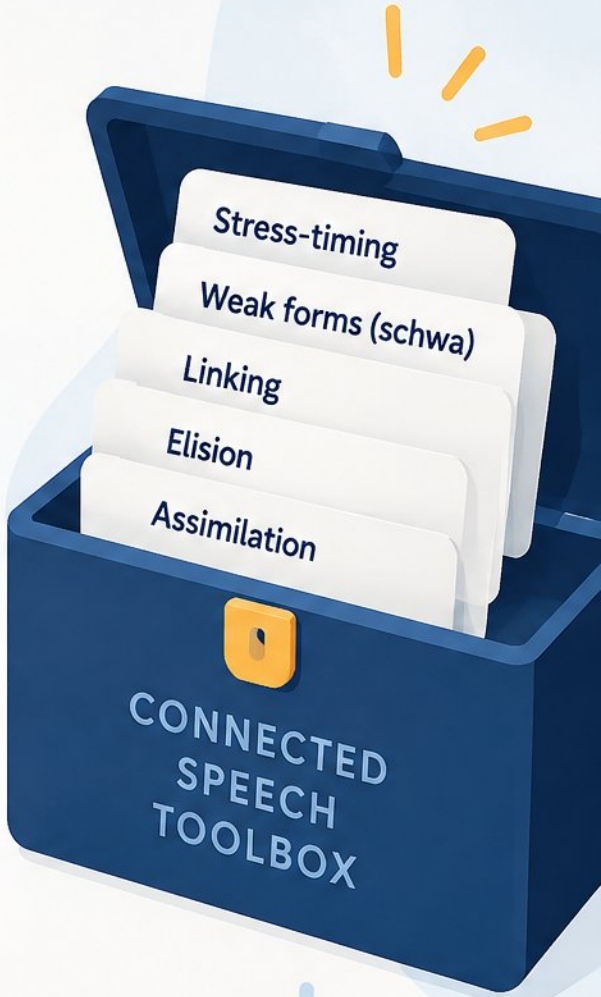

PersonWise.

PersonWise • AI digital-human course platform

Scan the code or click anywhere to watch this course live, with voice Q&A

personwise.ai/t/1445ad3b/public