How Americans View Data Privacy:
An Introduction for Product, Research, and Education Professionals

- **Why now:** AI features, wearables, data brokers, scams, and breaches dominate debate
- **71%** of U.S. adults expect more AI use to make personal information less secure (Pew, Feb 2026)
- **Roadmap:** evidence base → core attitudes and mental models → demographics → tradeoffs and trust → practical implications
- **Goals:** read surveys critically, avoid overgeneralizing "Americans," convert findings into decisions
- **Framing rule:** attitudes are context-dependent — "it depends" is usually most accurate

Evidence Base: How We Know What Americans Think

Pew
Sample size: n = 5,101
Field date: 2023

Consumer Reports
Sample size: n = 364
Field date: 2023

Knight/NORC
Sample size: n = 5,101
Field date: 2019

Ipsos
Sample size: n = 364
Field date: 2019

- Primary source: Pew's American Trends Panel — address-based recruitment, weighted to U.S. adults
- 2023 privacy study: n = 5,101, ±1.7 points; Asian adult subsample only n = 364
- Wording shifts (e.g., 2019 vs. 2023 "than now") can inflate apparent year-over-year change
- Separate representative panels from convenience samples, rolling trackers, and industry polls
- Always cite source, field date, population, and exact question wording

Core Attitudes: Concern Is High, Confidence Is Low

81%
are concerned about how companies use their data





- 81% are concerned about how companies use their data; 71% about government use
- 73% feel very little or no control over company data; 79% over government data
- 67% understand little or nothing about company data use (up from 59% in 2019)
- Top worries: companies selling data unknowingly (42%), identity theft (38%)
- 34% experienced a breach-type incident in the past year; 26% card fraud
- Only ~1 in 5 trust data holders to act responsibly; 78% trust themselves

The 'Privacy Paradox' Reconsidered



- 56% often click "agree" without reading; 61% say policies are ineffective
- Resignation, not indifference: 61% doubt anything they do makes a difference
- Overload is measurable: 69% feel overwhelmed by password count; 45% anxious about strength
- Education doesn't close the gap: 68% of degree-holders click through unread
- Treat the paradox as a diagnosis of the consent interface, not a user flaw

Mental Models: How People Picture Data Flows

- Familiar: websites and apps. Anxious: smart speakers, wearables, loyalty programs (56% worry wearables reveal lifestyle)
- Data brokers and secondary use poorly understood: 60% say they don't understand how marketers learn about them (Annenberg/NORC 2022)
- Metaphors like "being watched" and "the product" shape expectations more than accuracy
- Accurate mental models are a precondition for informed consent and data literacy
- Design implication: show the flow — what's collected, who receives it, what it's used for — not legal prose

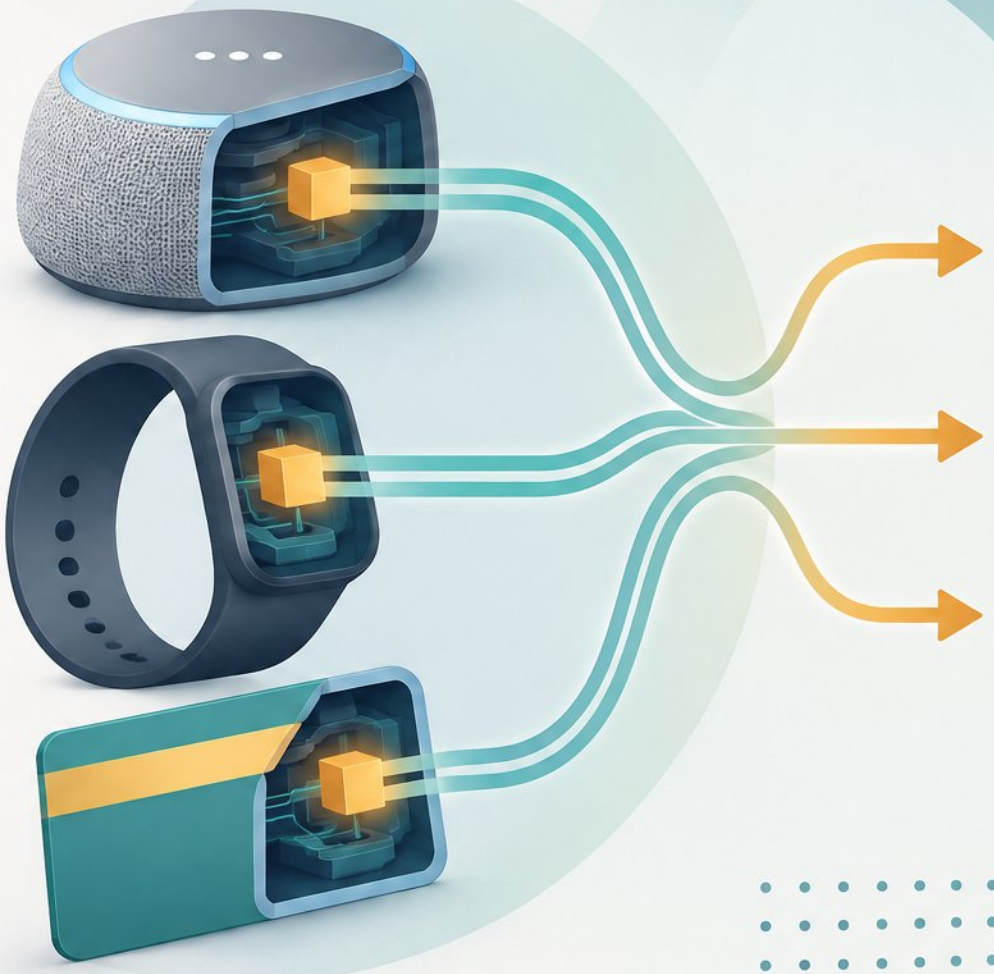

Who Is 'The American Public'? Demographic Differences

Race/ Ethnicity



Education



Partisanship



Income



- Roughly half of Hispanic, Black, and Asian adults are very worried about identity theft — versus one-third of White adults
- About one in five of each group worries about law enforcement monitoring, versus 10% of White adults
- 44% of Black adults experienced a breach-type incident in the past year, higher than other groups
- 67% with some college doubt their actions matter, versus 50% with a high school diploma or less
- Government-data concern rose mainly among Republicans (63% → 77%), while Democrats held steady
- 70% have some familiarity with U.S. privacy laws; lower-income households

Generational and Life-Stage Patterns

- Concern rises with age: 74% of adults 65+ vs. 47% of 18–29s (YouGov, 2026)
- Sharing is highest among 25–34s: 76% share more data than two years ago; only 38% of 55+ (Verve, 2025)
- Younger adults adjust social media settings more (76% under 50) but skip policies more (72% under 30)
- Sensitive data differs: younger adults rank biometric and location data high; older prioritize financial and health
- Life stage matters as much as birth year: parenting, caregiving, and financial vulnerability reshape priorities

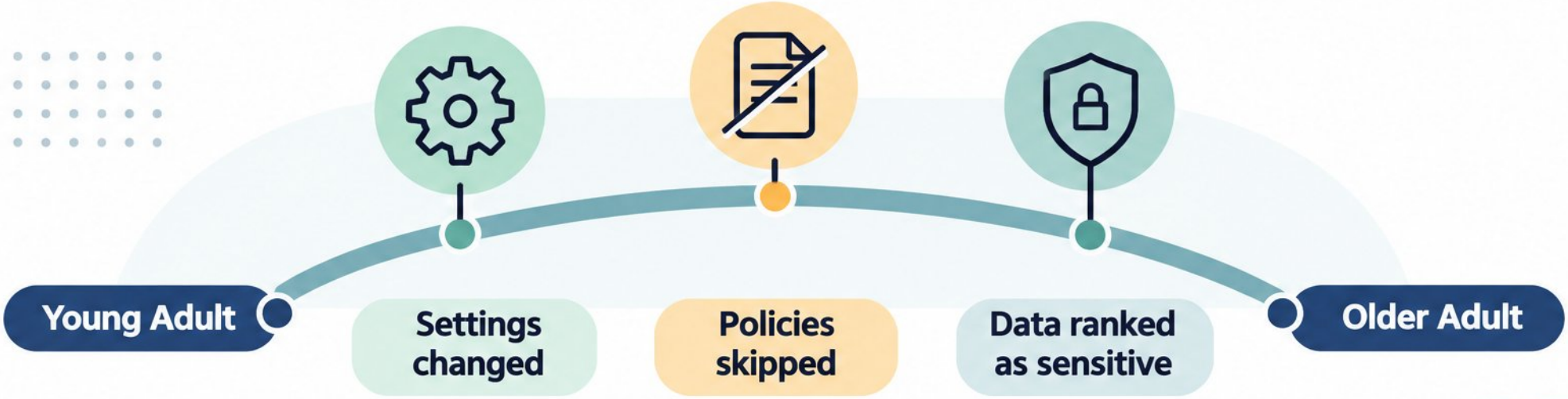

Tradeoffs and Trust: What People Will Share, and With Whom

- Sharing is conditional, not binary: clear benefit, expected context, real control.
- Generational trust inversion: Gen Z trusts social media (38%) over government (37%); Boomers reverse it (4% vs. 71%).
- AI is the new trust test: 57% uncomfortable with their data training AI models.
- 89% say officials should prioritize rules on tech companies' use of personal data.
- Trust is repaired through specific commitments, not reassurance language.



Control, Consent, and What People Actually Want

Current cookie banner
(accept all' bias)

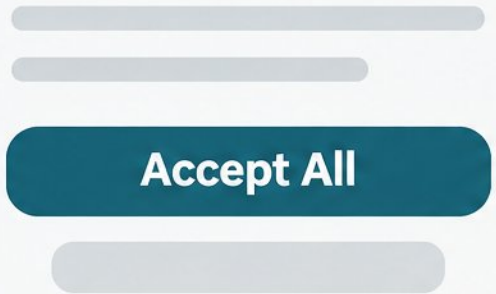

Balanced consent
(accept/reject pair)



Legislative checklist of public preferences

- Back a privacy law
- Data minimization
- Right to sue

- 91% want control over what marketers learn — but 80% call self-protection naive
- Consent is often hollow: clicks shift with defaults, extra clicks, and button styling
- Regulation appetite exceeds law: 78% back a privacy law, 75% data minimization, 75% right to sue
- AI in consequential settings: 81% want notice; 63% want more say in care
- Responsibility spreads across parents (85%), tech companies (59%), government (46%)

From Evidence to Product Decisions

- Defaults decide: most users never change them — privacy-friendly by default
- Fix the consent moment, not the policy: equal accept/reject buttons, no pre-selection
- Avoid privacy theater: badges and banners that change nothing erode trust
- Answer stakeholder questions with evidence — AI features need visible notice and opt-out
- Name dark patterns to avoid: obstruction, nagging, confirm-shaming, bundled consent

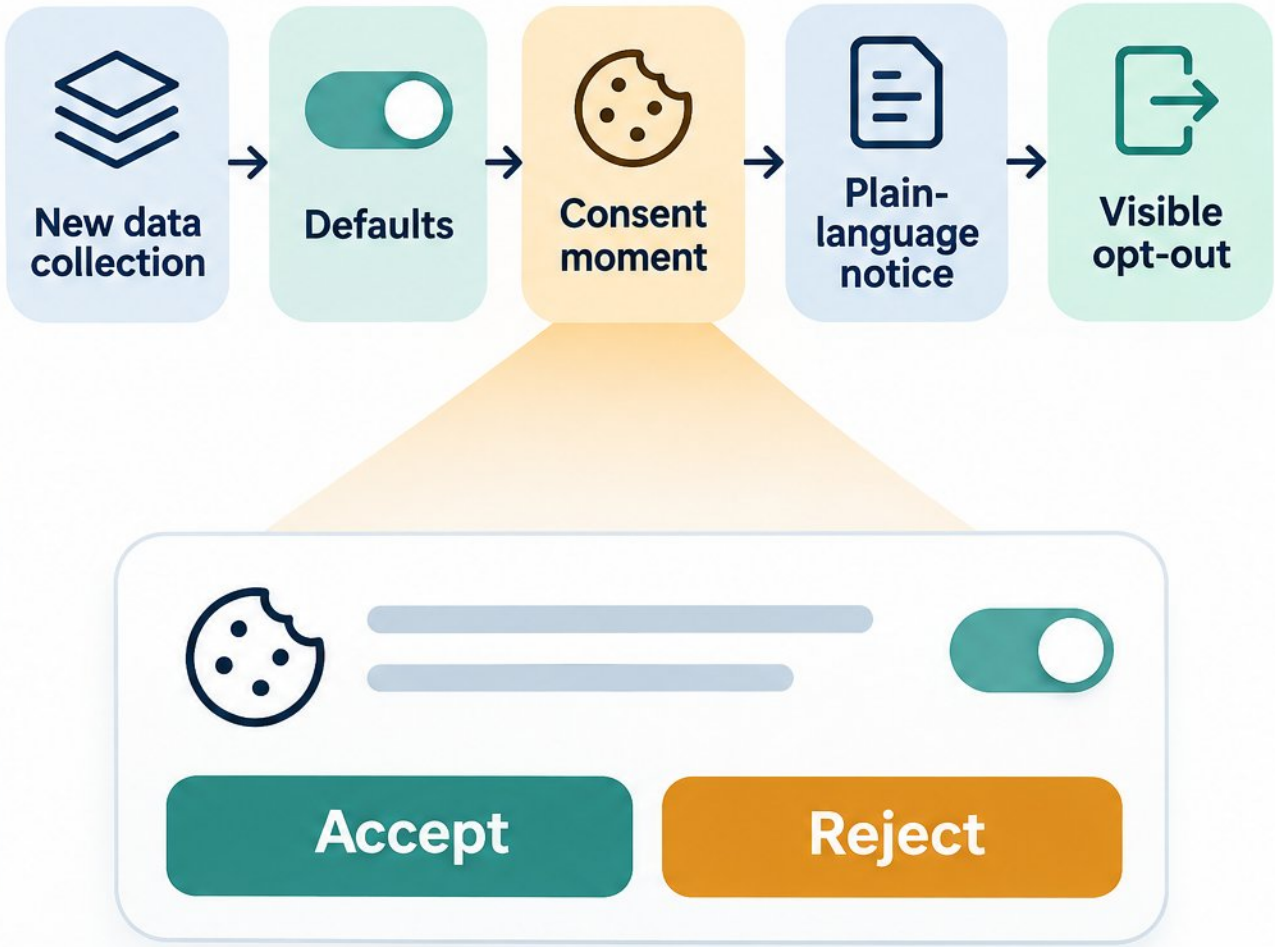

Research Methods for Context-Specific Privacy Expectations

- Stop scoring generic "privacy concern'; measure expectations by data type, feature, and audience
- Use vignettes and conjoint tradeoffs to surface conditional acceptance, not yes/no attitudes
- Audit your settings: 92% want at least one option stricter than default (PETS 2025)
- 80% of social media users had never seen at least one privacy setting (PETS 2025)
- Segment by behavior and life stage, not just age band
- Report field dates, samples, subgroup sizes, and exact question wording



Teaching Data Privacy: Strategies for Educators and Trainers



- Begin with learners' daily apps, routines, and settings, not legal definitions
- Use free, evidence-based curricula: Common Sense Education, Berkman Klein, ALA, SPE4K
- Pair each risk with one concrete action: settings review, password manager, ad opt-out
- Counter resignation with demos showing that actions produce visible effects
- Adapt: K–12 mediation, adult financial/health priorities, professional data practices

Common Misconceptions and Cautions



"Young people don't care" → high concern, most likely to change settings



"Older adults just need education" → they're more concerned and less aware of rights



"Concern equals action" → resignation and interface design drive click-through



"One national number" → race, income, education, and partisanship differ sharply



"A policy protects us" → 61% call policies ineffective; 69% treat them as obstacles



Key Takeaways and Role-Specific Next Steps

- **Big picture:** broad concern, thin understanding, low institutional trust, conditional sharing.



Product managers

- audit defaults and consent flows; adopt data minimization; remove dark patterns.



Researchers

- replace generic concern scores with context-specific scenario designs.



Educators

- start from lived experience, build agency, reuse existing curricula.



Stay current

- track Pew, Consumer Reports, Knight/NORC, and state privacy laws annually.

? **Self-check**: which default in your product or classroom should change?

PersonWise.

PersonWise • AI digital-human course platform

Scan the code or click anywhere to watch this course live, with voice Q&A

personwise.ai/t/09ae0ddb/public